

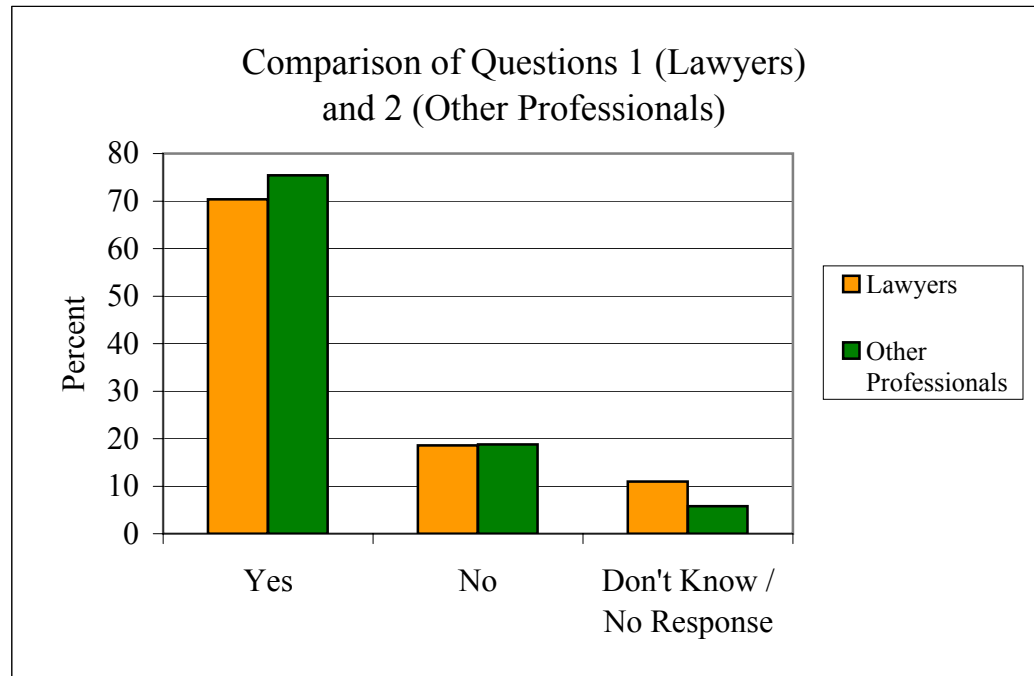
PLI Disclosure Survey of the Public - April 2008

Five hundred residents of Texas were surveyed via telephone for their opinions regarding professional liability insurance. The following is an analysis of the findings including comparing the answers to the first and second questions, and the fourth and fifth questions. The precise wording of each question is given before the results are presented.

1. Should a lawyer be required to inform a potential client whether they carry, or do not carry, insurance that could cover the costs of claims arising out of their law practice?

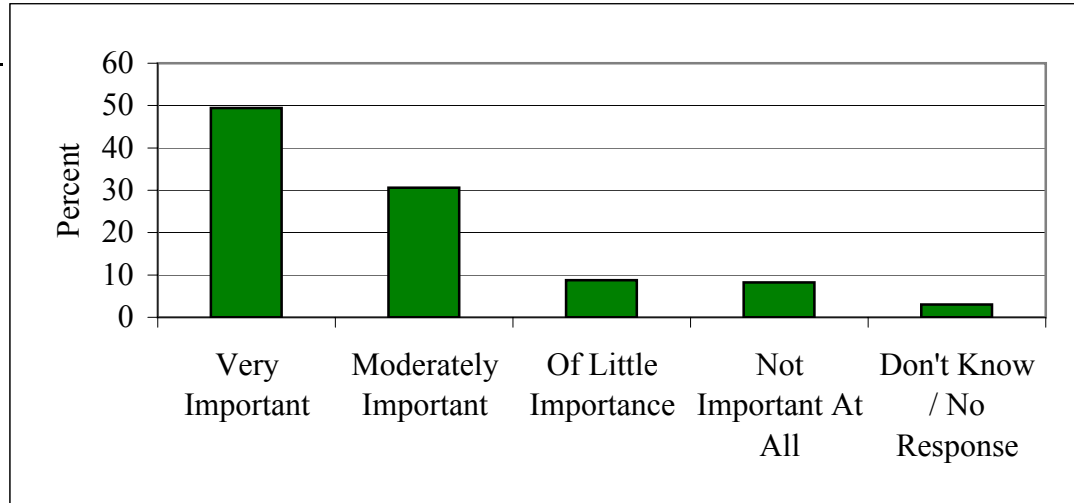
2. Do you believe that other professionals such as doctors, architects, engineers, and accountants should be required to inform potential clients whether they carry, or do not carry, insurance that could cover the costs of claims arising out of their respective practice?

	Lawyers	Other Professionals
Yes	70.4	75.4
No	18.6	18.8
Don't Know / No Response	11.0	5.8



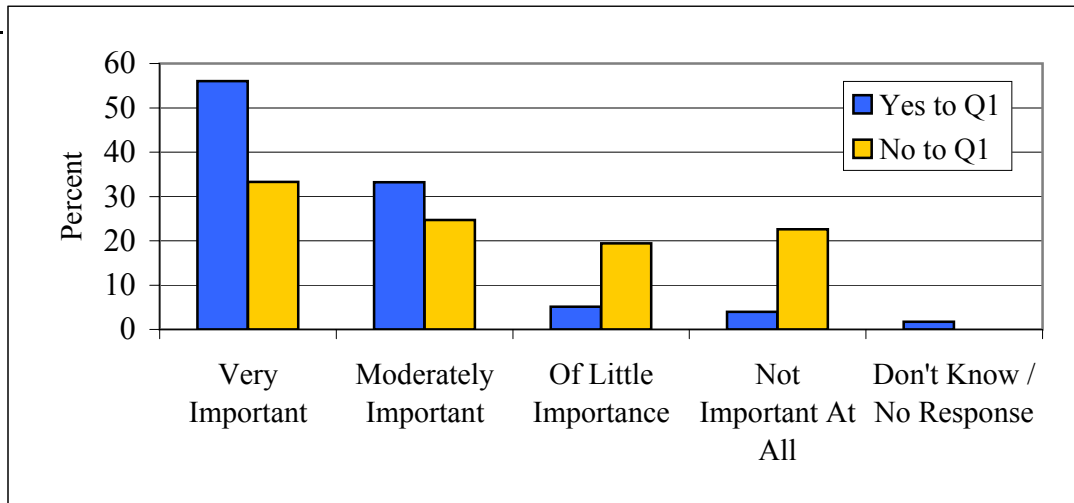
3. When you consider all the important factors in hiring an attorney, how important is it to you that a lawyer carries insurance that could cover the costs of claims arising out of their law practice: very important, moderately important, of little importance, or not important at

	Number	Percent
Very Important	247	49.4
Moderately Important	153	30.6
Of Little Importance	44	8.8
Not Important At All	41	8.2
Don't Know / No Response	15	3.0



A public person's opinion on disclosure, Question 1., is reflected in how they rated the importance of an attorney having insurance, Question 3.

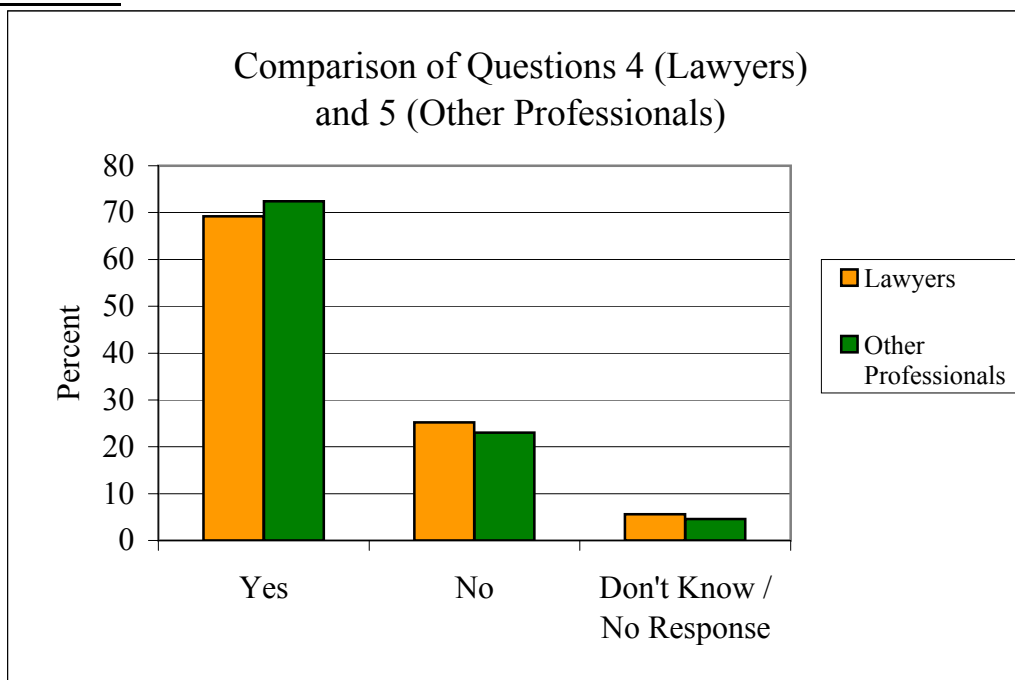
	Yes to Q1	No to Q1
Very Important	56	33.3
Moderately Important	33.2	24.7
Of Little Importance	5.1	19.4
Not Important At All	4	22.6
Don't Know / No Response	1.7	



4. Should information about whether a lawyer carries, or does not carry, such insurance be made publicly available?

5. Should information about whether doctors, architects, engineers, and accountants carry, or do not carry, such insurance be made publicly available?

	Lawyers	Other Professionals
Yes	69.2	72.4
No	25.2	23.0
Don't Know / No Response	5.6	4.6



6. Our last question, what is the name of the city where you live?

	Number	Percent
larger metropolitan areas	178	35.6
more rural	321	64.2
Don't Know / No Response	1	0.2

Interviewers also indicated the perceived gender of those being interviewed.

	Number	Percent
Male	180	36.0
Female	320	64.0

Analyses were conducted comparing answers between men and women. There were no statistical differences between the two groups.

Similar analyses were conducted comparing those in the larger metropolitan areas to those in more rural areas. Only one statistically significant difference was found: Those in more rural areas were more likely to indicate that having insurance is of great importance.

As previously shown, the difference in the rating of importance was also seen between those than answered "Yes" to Question 1 compared to those that answered "No". In fact, these two groups answered differently on questions 2, 4, and 5. Those who answered "No" to Question 1 were more likely answer negatively for questions 2, 4, and 5, than those who answered "Yes".